



National Marine Manufacturers Association

nmma.org

# ECONOMIC SIGNIFICANCE OF RECREATIONAL BOATING IN FLORIDA

## CONGRESSIONAL DISTRICT 5

Number of Recreational Boats*	21,805
Recreational Boating Industry Businesses	115
Total Jobs	1,803
Annual Recreational Boating-Related Spending	\$95.8 MILLION




TOTAL ANNUAL ECONOMIC IMPACT OF RECREATIONAL BOATING:

**\$226.8** MILLION

### RECREATIONAL BOATS IN FL-5

TOTAL BOATS\* 21,805

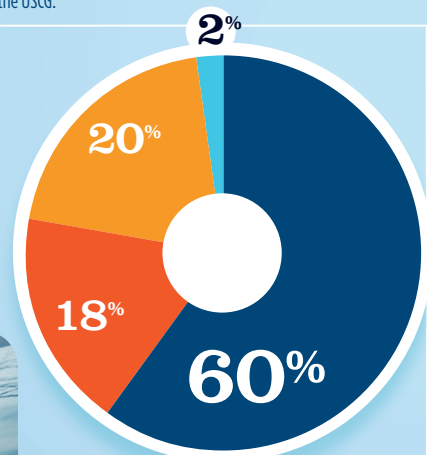
REGISTERED BOATS	21,805
Power boats	18,520
PWCs	2,374
Sailboats	520
Other Boats	391
HOUSEHOLDS PER BOAT	11.9



\* Total boats are registered boats as reported by states to the USCG.

### RECREATIONAL BOATING CREATES JOBS IN FL-5

TOTAL BOATING JOBS	711
Boat Building	12
Motor / Engine Mfg.	-
Accessory / Supplies Mfg.	142
Dealers / Wholesalers	129
Boat Services	428

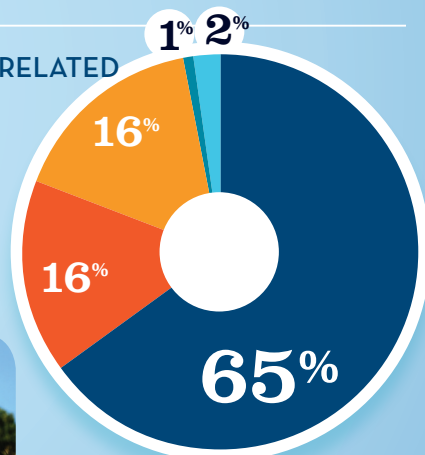


BOAT BUILDING 2%  
DLRS/WHOLESALERS 18%  
MOTOR/ENG. MFG. + 0%  
ACC./SUPPLIES MFG. 20%  
BOAT SERVICES 60%



### RECREATIONAL BOATING-RELATED BUSINESSES IN FL-5

TOTAL BUSINESSES	115
Boat Building	3
Motor / Engine Mfg.	1
Accessory / Supplies Mfg.	18
Dealers / Wholesalers	18
Boat Services	75




BOAT BUILDING 1%  
DLRS/WHOLESALERS 16%  
MOTOR/ENG. MFG. 2%  
ACC./SUPPLIES MFG. 16%  
BOAT SERVICES 65%



### ESTIMATED JOBS IMPACT OF RECREATIONAL BOATING-RELATED SPENDING IN FL-5

EST. TOTAL JOBS	1,803
EST. TOTAL LABOR INCOME (MILLIONS)	\$74.7
Est. Direct Income	\$30.5
Est. Indirect Income	\$18.5
Est. Induced Income	\$25.7



### RECREATIONAL BOATING INDUSTRY SALES IN FL-5

Boat Building	\$3.1 MILLION
Motor / Engine Mfg.	\$0.0 MILLION
Accessory / Supplies Mfg.	\$34.0 MILLION
<b>TOTAL MFG. SALES</b>	<b>\$37.1 MILLION</b>
Dealers / Wholesalers	\$61.7 MILLION
Boat Services	\$140.2 MILLION
<b>TOTAL RETAIL &amp; SERVICES SALES</b>	<b>\$201.9 MILLION</b>

BOAT BUILDING  
DLRS/WHOLESALERS  
MOTOR/ENG. MFG.  
ACC./SUPPLIES MFG.  
BOAT SERVICES

Source: NMMMA's Center of Knowledge; Recreational Marine Research Center at Michigan State University